



LIVARNA
TITAN
SLOVENIA



Since 1920

Fitingi
Fittings
Raccordi





O podjetju

Livarna TITAN, d.o.o. nadaljuje dolgoletno tradicijo livarstva na področju Kamnika. Začetki TITANA segajo v leto 1896 s pričetkom obrtniške proizvodnje pribitnih in vdolbenih ključavnic ter nasadil za vrata. Začetki livarske dejavnosti segajo v leto 1920, družba TITAN pa je bila ustanovljena leta 1922. Proizvodnja cevnih spojin elementov (fitingov) se je pričela leta 1933. Po drugi svetovni vojni je bila livarna posodobljena in je s svojimi kakovostnimi T-fitingi pomembno prispevala k razvoju podjetja. Kmalu po letu 1960 je livarna dosegla intenzivni razvoj. Z letom 2001 je postala samostojno hčerinsko podjetje skupine CIMOS. V tem obdobju je bila izvedena ekološka in tehnološka sanacija ter pridobljeno okoljsko dovoljenje.

Proizvodni program se je vseskozi širil in izpopolnjeval z najnovejšimi tehnološkimi procesi. Danes Livarna TITAN proizvaja kakovostno belo temprano litino za lasten proizvodno prodajni program, kot tudi za ulitke po naročilu kupcev, po standardih GTW 35 do GTW 45 ter GTW S 38, z dobro varljivostjo. Našo kakovost potrjujejo kupci iz Srednje in Zahodne Evrope, kjer prodamo preko 90 % proizvodnje. Z razširitvijo izbora fittingov tržne deleže na novih trgih povečujemo, na tradicionalnih pa utrjujemo. S tržno usmerjeno zasnovano prodaje izdelke v največji možni meri prilagodimo zahtevam kupca in s pristno vezjo z odjemalci gradimo obojestransko zadovoljstvo.

Temeljni cilji družbe Livarna TITAN so:

- zadovoljni kupci
- razvoj in donosna rast
- ustvarjalni sodelavci
- zdravo in varno okolje

About us

Livarna TITAN, d.o.o. continues with a long-lasting foundry tradition in Kamnik. The beginnings of TITAN can be traced back to 1896, when the craft production of surface mount locks, mortise locks, and door hinges began. First castings were produced in 1920 when foundry was built. Two years later, in 1922, the company TITAN was founded. Production of pipe fittings began in 1933. After the Second World War, the foundry was modernized and has importantly contributed to the development of the company with its T-fittings. Soon after 1960 started an intensive development of the foundry. In 2001, TITAN became an independent subsidiary of the CIMOS Group which invested heavily in the ecological and technological reconstruction as well as in the environmental license for the foundry.

Since then production program has been constantly expanding and implementing the latest technological processes. Today Livarna TITAN produces high quality White-heart malleable cast iron for wide range of castings according to the standards GTW 35 to GTW 45 and GTW S 38, featuring good welding properties. The quality of our products is confirmed by our partners from Central and Western Europe, where over 90% of our products are sold. By increasing the range of fittings, we are improving our position in new markets, and strengthening it in the traditional ones. Through marketing-oriented sales strategy, we are able to adapt our products to the demands of the customers and nurture genuine relationships between us by building mutual satisfaction.

The fundamental goals of the Livarna TITAN, d.o.o. are:

- Satisfied customers
- Development and profitable growth
- Creative employees
- Healthy and safe environment



ilustracija tovarne okoli leta 1910
illustration of factory, approx. 1910

Splošna navodila

NORMATIVNE OZNAKE

Temprani fittingi za vodovodne, plinske in ostale instalacije, ki so nevedeni v tem katalogu, ustrezajo tako mednarodnim predpisom ISO 49 kot tudi evropskim EN 10242. Paziti je treba na novo označevanje fittingov po ISO 49 in po EN 10242; tako imenovani "Design-Symbol", označuje material in izvedbo priključnih navojev. Z označbo "A" so skrajšano označene naslednje izvedbene podrobnosti: Vrsta materiala visoko kvalitetna bela temprana litina po EN 1562: EN-GJMW-400-5

"Design-Symbol"A

Vrsta navoja:

zunanj konusni navoj (1:16)R

notranji cilindrični navoj:Rp

Fittingi LIVARNE TITAN, d.o.o. (Design Symbol "A") se naročajo z naslednjimi podatki:

1. oblika oz. slika (oznaka v katalogu)
2. imenska mera priključka
3. površina vroče pocinkana (opcija črni)
4. število kosov

OZNAČEVANJE BLAGOVNE ZNAMKE

LIVARNE TITAN, d.o.o. za zaščitni znak uporablja "T", ki je registriran pod mednarodno reg. št. 2R174903 od leta 1954 dalje in je vtisnjen na vsakem fittingu.

ZAGOTAVLJANJE KAKOVOSTI

Sistem vodenja kakovosti je certificiran po DIN ISO 9001/2008. Naši fittingi so uporabni do tlaka 40 barov, kar potrjuje tudi poročilo o hidrostatičnem tlačnem preizkusu, ki ga je izdala Fakulteta za strojništvo v Ljubljani.

TEŽA

Zaradi tehnoloških in proizvodnih razlogov, se dejanske teže lahko razlikujejo od naved v tem katalogu.

POVRŠINSKI SLOJ

Na zahtevo kupcev lahko dobavljamo črne ali vroče pocinkane fittinge. Za začasno zaščito pred nastankom korozijskega filma uporabljamo poseben zaščitni sloj.

SESTAVLJANJE PRIVIJAL

Privijala s ploščatim tesnenjem

Na privijalih s ploščatim tesnenjem (95, 97, 330 in 331) dosežemo tesnjenje z uporabo tesnila. Livarna Titan privijal ne dobavlja s tesnili, ker se le ta izbira glede na namen uporabe in vrste medija ki ga privijalo prenaša. Pred montažo je potrebno naležne površine očistiti. Privijalo je možno razstaviti in ponovno sestaviti z novim tesnilom.

Privijala s koničnim tesnenjem

Na privijalih s koničnim tesnenjem (96, 98, 340, 341) dosežemo tesnjenje brez uporabe tesnil. Pred montažo je potrebno konične tesnilne površine očistiti in na njih nanesti tanek sloj maziva (npr. olja, v primeru pitne vode pa mazivo po EN 751-2; npr. Loctite® 8104). Privijalo je možno razstaviti in ponovno sestaviti, vendar pri ponovni uporabi Livarna Titan ne zagotavlja tesnjenja.

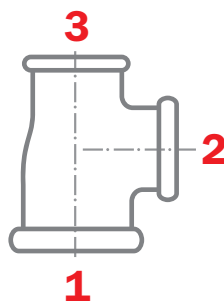
POIMENOVANJE OZNAK FITINGOV

Fittingi so označeni:

- Z enakimi priključnimi dimenzijami ne glede na število priključkov v primeru fittingov z enakimi priključnimi dimenzijami;
- z različnimi dimenzijami od večje proti manjši v primeru fittingov z dvema enakima priključnima dimenzijama;
- z različnimi priključnimi dimenzijami v primeru fittingov z dvema enakima priključnima dimenzijama, ki so na izhodu reducirni, oz. imajo izhode s tremi različnimi dimenzijami.

Ob tem se fittingi z različnimi priključnimi dimenzijami, ki pa niso reducirani, specificirani po naslednji metodi:

1. T-kos B1 z enakimi priključki na izhodu z naraščajočimi ali padajožimi dimenzijami, ki sta specificirani po velikosti izhoda npr. 1 1/2" - 3/4"
2. Reducirni križ C1: velikost največjega priključka je določena z velikostjo dveh manjših vendar enakih izhodov npr. :1 1/2"-1".



Primer:

Reducirni T-kos s priključkoma 1" in 1/2" in izhodom 3/4", pocinkani T-kos ISO 49 B1 1"-1/2"-3/4

PAKIRANJE

Fittingi so pakirani v kartone. Do vključno dimenzije DN25 (1") so dodatno pakirani v plastične vrečke po 10 kos, razen dimenzije DN10 (3/8") po 25 kos. Kartoni in vrečke so opremljene z ustreznimi etiketami s črtno kodo.

Legenda

 črni fittingi

 pocinkani fittingi

Koda koda izdelka Livarne Titan

ISO simbol ISO 49

 število kosov v kartonu

 število kosov v plastični vreči

 masa izdelka v gramih

General Instructions

STANDARD REFERENCES

The characteristics of malleable cast iron threaded pipe fittings for water, gas and other installations, contained in this catalogue, conform to the international ISO 49 and to the European EN 10242 standards. Please note the most recent specification of fittings according to ISO 49 and EN 10242, the so-called "Design Symbol." This symbol describes the material and the form of the thread. The symbol "A" designates the following product versions. The material used is high quality white heart malleable cast iron according to EN 1562: EN-GJMW-400-5.

"Design-Symbol"A
 Type of coil:
 Outer tapered thread (1:16)R
 Inner cylinder thread:Rp

LIVARNA TITAN, d.o.o, Fittings (Design Symbol "A") can be ordered by specifying the following information:

1. Shape and picture (catalogue number)
2. Nominal size of fitting
3. Hot zinc-coated surface (P) or optional black (Č)
4. Number of pieces

TRADE MARK MARKINGS

LIVARNA TITAN, d.o.o, uses the symbol "T" as a logo to identify its products. Since 1954 LIVARNA TITAN, d.o.o, has been registered internationally under number 2R174903 and its logo is engraved on every fitting.

QUALITY ASSURANCE

Quality control is ensured by a certificate issued under DIN ISO 9001/2008. Our fittings withstand 40 bar of hydrostatic pressure, as stated in the report of pressure endurance for hydrostatic pressure, issued by the Faculty of Mechanical Engineering in Ljubljana. Hot-zinc coating protection complies with ISO 49.

WEIGHT

The nominal weight, indicated in this catalogue, may vary due to technical reasons of production. Black or galvanised (hot-dip, zinc-coated) fittings can be supplied on request. As a temporary protection against superficial rust, a special protective layer is also applied.

6. SURFACE LAYER

Black or galvanised (hot-dip, zinc-coated) fittings can be supplied on request. As a temporary protection against superficial rust, a special protective layer is also applied.

ASSEMBLY OF UNIONS

Flat seat unions

On flat seat unions (95, 97, 330 in 331) sealing effect is achieved by gasket. Flat seat unions are supplied without gasket, because the choice of the gasket depends on the media and working conditions that union is used for. Prior to the assembly contact surfaces should be cleaned. Flat seat unions can be reused using new gasket.

Taper seat unions

On taper seat unions (96, 98, 340, 341) sealing effect is achieved without gasket. Prior to the assembly conical seats must be cleaned.

A thin film of lubricant (like oil or in case of potable water lubricant in accordance to EN 7512; example: Loctite® 8104) must be applied to the both conical surfaces. Taper seat unions can be reused, but in this case Livarna Titan does not guarantee the sealing performance.

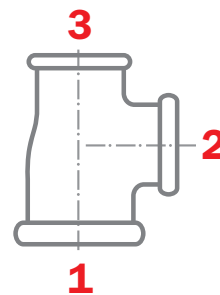
DESIGNATION OF SIZE

Fitting size is designated as follows:

- Fittings with all outlets of the same size are referred to by one size regardless of the number of outlets.
- Fittings with two outlets of different size are specified by their outlets in decreasing order (first the larger then the smaller outlet).
- In addition, fittings with more than two different size outlets and a reducing on run, or with three different outlets, are specified as follows.

Additionally, unequal fittings with more than two outlets, but no reducing on run, are specified according to the following method:

1. Tees B1 with equal outlets on run and an increasing or decreasing outlet on the branch are specified by the size of the run followed by the size of the branch, for example: 1 1/2" - 3/4"
2. In reducing crosses C1, the size of the largest run is specified, followed by the size of the two smaller (but equal) branches, for example 1 1/2"-1".



Example:

Reducing tee with 1" and 1/2" runs and a 3/4" branch with galvanised finish: TEE ISO 49 B1- 1"-1/2"-3/4".

PACKAGING

Fittings of all sizes are packed in cardboard boxes. Fittings up to DN25 (1") are additionally packed in plastic bags in sets of 10, except sizes DN10 (3/8") in sets of 25. Cardboard boxes and bags are equipped with corresponding label with bar code.

Guide / Introduction

Č black fittings

P galvanised fittings

Koda Livarna Titan Foundry product code

ISO ISO 49 symbol

 pieces packed in cardboard box

 pieces packed in plastic bag

 weight in grams

Informazioni generali

RIFERIMENTI NORMATIVI DEI PRODOTTI

I raccordi temperati per installazioni idrauliche, installazioni per gas ed altre installazioni, elencati in questo catalogo, sono conformi ai regolamenti internazionali ISO 49 ed alle normative europee EN 10242. Per l'indicazione dei raccordi, sia secondo le normative ISO 49, sia secondo le EN 10242, è necessario fare riferimento al cosiddetto "Design-Symbol", che contraddistingue il materiale e il tipo di filettatura. Con la lettera "A" sono indicate abbreviate le seguenti particolarità di fattura. Tipo di materiale e ghisa malleabile a cuore bianco di alta qualità secondo la norma EN 1562: EN-GJMW-400-5.

"Design-Symbol":.....A

Tipo di filettatura:

filettatura esterna conica (1:16).....R

filettatura interna cilindrica:Rp

I raccordi della LIVARNA TITAN, d.o.o (Design Symbol "A") vengono ordinati in base ai seguenti dati:

1. forma e/o foto (denotazione nel catalogo)
2. dimensioni nominali del raccordo
3. superficie zincata a caldo (opzione: neri)
4. numero di pezzi

CONTRASSEGNO DEL MARCHIO

LIVARNA TITAN, d.o.o ha adottato come marchio di fabbrica la lettera "T", registrata sotto il nr. del registro internazionale 2R174903, sin dall'anno 1954. Il marchio è impresso su ogni raccordo.

GARANZIA DELLA QUALITÀ

Il sistema di gestione di qualità è certificato in base a DIN ISO 9001/2008. I nostri raccordi possono essere utilizzati fino a una pressione di 40 bar, il che è certificato dal rapporto sul test di tenuta della pressione idrostatica, effettuato dalla Facoltà di ingegneria di Lubiana.

INDICAZIONI DEL PESO

Per ragioni riconducibili alla tecnologia di produzione i pesi indicati in questo catalogo sono espressi a titolo indicativo e quindi passibili di lievi differenze.

TRATTAMENTO DELLE SUPERFICI

Su richiesta degli acquirenti possiamo fornire raccordi neri o raccordi zincati a caldo. Per proteggere i raccordi dalla corrosione viene utilizzato uno strato speciale di protezione.

ASSEMBLAGO DI BOCCHETTONI

Bocchettoni a sede piana

I bocchettoni a sede piana (95, 97, 330 in 331) necessitano di guarnizioni. Livarna Titan fornisce i bocchettoni senza guarnizioni, poiché le guarnizioni vengono scelte in base allo scopo d'uso e al tipo del fluido di scorrimento. Prima del montaggio bisogna pulire le superfici di posizionamento. Il bocchettone può essere smontato e ricomposto con una guarnizione nuova.

Bocchettoni a sede conica

I bocchettoni a sede conica (96, 98, 340, 341) non hanno bisogno di guarnizioni. Prima del montaggio è necessario pulire le superfici

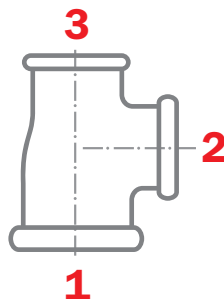
coniche di tenuta e rivestirle con uno strato lieve di lubrificante (es. olio, nel caso di acqua potabile lubrificante secondo EN 751-2; per es. Loctite® 8104). Il bocchettone può essere smontato e ricomposto. Nel caso di riutilizzo Livarna Titan non garantisce la tenuta.

DENOMINAZIONI DEI RACCORDI

I raccordi vengono denominati in base a diverse caratteristiche:

- per i raccordi con filettature uguali è sufficiente l'indicazione della dimensione della filettatura;
- per i raccordi con dimensioni di filettature diverse, con due filettature uguali, indicare prima la dimensione più grande, poi quella piccola;
- i raccordi con più di due passaggi che sono di tipo riduttivo e/o hanno tre passaggi diversi, vengono specificati in base al seguente metodo

1. Pezzo a T, B1 con filettature uguali, di dimensioni in aumento o in diminuzione, le quali vengono specificate in base alla dimensione del passaggio, per es. 1 1/2" - 3/4"
2. Tipo riduttivo a croce C1: la dimensione del filetto più grande viene definita con la dimensione di due filetti più piccoli, ma Senza passaggi uguali, per es. 1 1/2" - 1".



Esempio:


Il particolare a T con filetto di 1" e 3/4", con passaggio di 3/4", zincato Particolare a T ISO 49 B1 1" - 3/4" - 3/4".

IMBALLO

I raccordi vengono imballati in cartoni. I raccordi di dimensioni fino a DN25 (1") vengono imballati aggiuntivamente in sacchetti di plastica da 10 pezzi, tranne i raccordi delle dimensioni di DN10 (3/8") che vengono imballati in sacchetti di plastica da 25 pezzi. I cartoni e i sacchetti sono provvisti di etichette con codice a barre.

Leggenda


 (N) raccordi neri


 (Z) raccordi zincati

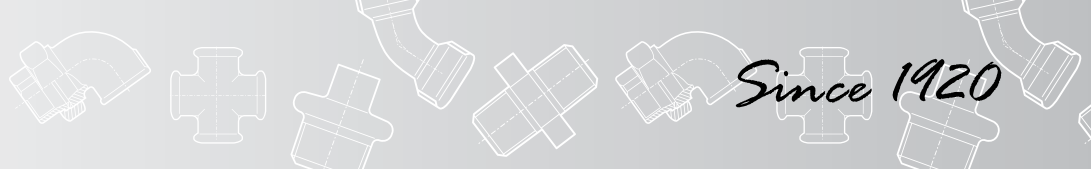
Koda codice del prodotto Livarna Titan

ISO simbolo secondo ISO 49

 numero di pezzi per ogni cartone

 numero di pezzi per ogni sacchetto di plastica

 peso del pezzo espresso in grammi



Allgemeine Hinweise

PRODUKTNORMEN

Die in diesem Katalog enthaltenen Tempergussfittings für Wasserleitungs-, Gas- und andere Installationen entsprechen der internationalen Norm ISO 49 sowie der europäischen Norm EN10242. Es sind die neuen Elemente der Fittingkennzeichnung sowohl nach ISO 49 als auch nach EN 10242 zu beachten: das so genannte Design-Symbol zur Kennzeichnung des Werkstoffs und der Anschlussgewindeausführung. Mit dem Design-Symbol A sind folgende Ausführungsdetails gekennzeichnet: Werkstoffsorte aus hochwertig weißen Temperguss nach EN 1562: EN-GJMW-400-5.

Design-Symbol:A

Gewindeart:

konisches Außengewinde (1 : 16):R

zylindrisches Innengewinde:Rp

Fittings des Herstellers LIVARNA TITAN, d.o.o (Design-Symbol A) sind mit folgenden Daten zu bestellen:

1. Form bzw. Bild (Katalognummer)
2. Nennmaß des Anschlusses
3. Oberfläche heißverzinkt oder schwarz
4. Stückzahl

KENNZEICHNUNG DER MARKE

Die Firma LIVARNA TITAN, d.o.o verwendet als Schutzzeichen den Buchstaben. Dieses Zeichen "T" ist unter der internationalen Registernummer 2R174903 registriert (seit 1954) und auf jedem Fitting eingeprägt.

QUALITÄTSMANAGEMENT

Unser Qualitätsmanagement-System ist zertifiziert nach DIN ISO 9001/2008. Unsere Fittings sind bis zu einem Druck von 40 bar verwendbar, was durch den Bericht eines hydrostatischen Druckversuches der Fakultät für Maschinenbau in Ljubljana bezeugt ist.

GEWICHT

Aus technologischen und produktionsbezogenen Gründen können die Gewichte von den in diesem Katalog angeführten Werten abweichen

ÖBERFLÄCHENSCHICHT

Auf Wunsch können schwarze oder heißverzinkte Fittings geliefert werden. Zur temporären Vermeidung von Rostfilmen wird eine spezielle Schutzschicht aufgetragen.

MONTAGE VON VERSCHRAUBUNGEN

Verschraubung Flach dichtend

Bei flach dichtenden Verschraubungen (95, 97, 330 in 331) wird der Dichtungseffekt durch Dichtungsringe erzielt. Flach dichtende Verschraubungen werden ohne Dichtungsringe geliefert, da die Wahl des Dichtungsringes davon abhängig ist, für welche Medien die Verschraubung benutzt wird. Vor dem einlegen der Dichtung sollte die Oberfläche gereinigt werden. Flach dichtenden Verschraubungen können mit neuen Dichtungen wieder verwendet werden.

Verschraubung mit Kegeldichtung,

Bei Verschraubungen mit Kegeldichtung (96, 98, 340, 341) wird der Dichtungseffekt ohne Dichtungsring erzielt. Vor der Montage

müssen die konischen Verschraubungen gereinigt werden. Ein dünner Schmiermittelfilm (Öl oder bei Trinkwasser ein Schmiermittel nach EN 751-2; z.B. Loctite® 8104) muss auf beide kegelförmigen Oberflächen aufgetragen werden. Verschraubungen mit Kegeldichtung können wieder verwendet werden, jedoch gibt Livarna Titan in diesem Fall keine Garantie auf die Dichtheitsleistung.

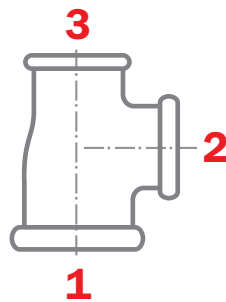
FITTINGKENNZEICHNUNG

Die Fittings sind wie folgt gekennzeichnet:

Fittings mit Anschlüssen einheitlicher Größe werden durch einmalige Angabe dieser Größe ungeachtet der Anzahl der Anschlüsse gekennzeichnet. Fittings mit zwei Anschlüssen verschiedener Größe werden durch Angabe dieser Größen in absteigender Reihenfolge gekennzeichnet. Fittings mit mehr als zwei Anschlüssen verschiedener Größe, die am Ausgang reduziert sind oder drei verschiedene Anschlüsse haben, ...

Hierbei werden nicht reduzierte Fittings mit Anschlüssen verschiedener Größe nach folgender Methode gekennzeichnet:

1. T-Stück B1 mit gleichen Anschlüssen am Ausgang mit steigenden oder fallenden Größen, die nach der Größe des Ausgangs spezifiziert sind, z. B. 1 1/2" - 3/4".
2. Reduziertes Kreuz C1: Angabe der Größe des größten Anschlusses, gefolgt von der Größe der zwei kleineren (aber Gleichen) Anschlüsse, z. B. 1 1/2" - 1".



Beispiel:

Reduziertes T-Stück mit 1"- und 1/2"-Anschluss, verzinktes T-Stück ISO 49 B1 -1" - 1/2" - 3/4".

VERPACKUNG

Fittinge aller Größen werden in Pappkartons verpackt. Fittinge bis zu DN25 (1") werden zusätzlich in Sätzen zu je 10 Stück in Plastikbeutel verpackt, ausgenommen die Größe DN10 (3/8"), welche zu 25 Stück je Beutel verpackt wird. Die Pappkartons und die Beutel sind mit Strichcode-Etiketten (EAN) versehen.


Zeichenerklärung

 Schwarze Fittings

 Verzinkte Fittings

Koda Produktcode des Werkes Livarna Titan

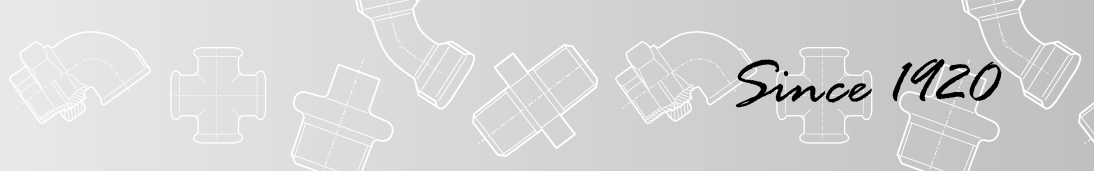
ISO Symbol nach ISO 49

 Stückzahl je Kartonpackung


 Stückzahl je Beutel

 Stückgewicht in Gramm








stran/page

1	 ART.1 ISO G4	 ART.2 ISO G1		13	 ART.290 ISO T9	 ART.291 ISO T8	
2	 ART.40 ISO G4/45°	 ART.41 ISO G1/45°	 ART.85	14	 ART.294	 ART.300 ISO T1	
3	 ART.90 ISO A1	 ART.90R ISO A1		15	 ART.312 ISO P4	 ART.321	
4	 ART.92 ISO A4	 ART.95 ISO UA1		16	 ART.330 ISO U1	 ART.331 ISO U2	
5	 ART.96 ISO UA11	 ART.97 ISO UA2		17	 ART.340 ISO U11	 ART.341 ISO U12	
6	 ART.98 ISO UA12	 ART.130 ISO B1		18	 ART.370	 ART.371	
7	 ART.130R ISO B1			19	 ART.372	 ART.372-374	
8	 ART.180 ISO C1	 ART.240 ISO M2		20	 ART.374 ISO P1	 ART.471	
9	 ART.241 ISO N4			21	 ART.529a ISO M4	 ART.620	 ART.621
10	 ART.245 ISO N8	 ART.246 ISO M4		22	 ART.622	 ART.800	 ART.802
11	 ART.270 ISO M2	 ART.271 D/L ISO M2 R/L		23	 ART.820	 ART.821	
12	 ART.280 ISO N8	 ART.281D/L ISO N8 R/L		24	 ART.822	 ART.900	 ART.90 1"

ART.1
ISO G4






LOK 90° Z/N NAVOJ
LONG SWEEP BEND 90° M/F THREAD
CURVA LUNGA 90° M/F FILETTATURA
LANGER BOGEN 90° M/F GEWINDE

Dim. mm	velikost	koda	a	b			
15	1/2" Č	KA10720103	55	48	170	10	0,110
15	1/2" P	KA10725103	55	48	170	10	0,116
20	3/4" Č	KA10720104	69	60	100	10	0,190
20	3/4" P	KA10725104	69	60	100	10	0,200
25	1" Č	KA10720105	85	75	40	10	0,310
25	1" P	KA10725105	85	75	40	10	0,326
32	1 1/4" Č	KA10720206	105	95	25		0,539
32	1 1/4" P	KA10725206	105	95	25		0,566
40	1 1/2" Č	KA10720207	116	105	18		0,772
40	1 1/2" P	KA10725207	116	105	18		0,811
50	2" Č	KA10720208	140	130	9		1,402
50	2" P	KA10725208	140	130	9		1,440
65	2 1/2" Č	KA10720209	176	165	4		2,620
65	2 1/2" P	KA10725209	176	165	4		2,700
80	3" Č	KA10720210	205	190	3		3,860
80	3" P	KA10725210	205	190	3		3,980

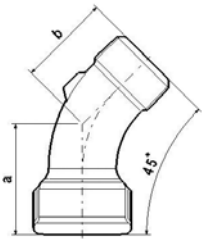
ART.2
ISO G1



LOK 90°
LONG SWEEP BEND 90°
CURVA LUNGA 90°
LANGER BOGEN 90°

Dim. mm	velikost	koda	a			
15	1/2" Č	KA10700103	55	140	10	0,142
15	1/2" P	KA10705103	55	140	10	0,149
20	3/4" Č	KA10700104	69	80	10	0,235
20	3/4" P	KA10705104	69	80	10	0,247
25	1" Č	KA10700105	85	40	10	0,368
25	1" P	KA10705105	85	40	10	0,386
32	1 1/4" Č	KA10700206	105	20		0,657
32	1 1/4" P	KA10705206	105	20		0,690
40	1 1/2" Č	KA10700207	116	15		0,850
40	1 1/2" P	KA10705207	116	15		0,893
50	2" Č	KA10700208	140	8		1,354
50	2" P	KA10705208	140	8		1,422
65	2 1/2" Č	KA10700209	176	4		3,060
65	2 1/2" P	KA10705209	176	4		3,150
80	3" Č	KA10700210	205	3		4,051
80	3" P	KA10705210	205	3		4,295

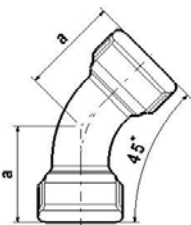
ART.40
ISO G4/45°



LOK 45° Z/N NAVOJ
LONG SWEEP BEND 45° M/F THREAD
CURVA LUNGA 45° M/F FILETTATURA
LANGER BOGEN 45° M/F GEWINDE

Dim. mm	velikost	koda	a	b			
15	1/2" Č	KA10730103	22	28	180	10	0,105
15	1/2" P	KA10735103	22	28	180	10	0,108
20	3/4" Č	KA10730104	25	32	120	10	0,160
20	3/4" P	KA10735104	25	32	120	10	0,165
25	1" Č	KA10730105	28	37	70	10	0,252
25	1" P	KA10735105	28	37	70	10	0,260
32	1 1/4" Č	KA10730206	33	43	40		0,436
32	1 1/4" P	KA10735206	33	43	40		0,450
40	1 1/2" Č	KA10730207	36	46	30		0,552
40	1 1/2" P	KA10735207	36	46	30		0,572
50	2" Č	KA10730208	43	55	15		0,924
50	2" P	KA10735208	43	55	15		0,953

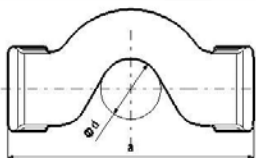
ART.41
ISO G1/45°






LOK 45°
LONG SWEEP BEND 45°
CURVA LUNGA 45°
LANGER BOGEN 45°

Dim. mm	velikost	koda	a			
15	1/2" Č	KA10770103	22	180	10	0,132
15	1/2" P	KA10775103	22	180	10	0,137
20	3/4" Č	KA10770104	25	110	10	0,192
20	3/4" P	KA10775104	25	110	10	0,198
25	1" Č	KA10770105	28	60	10	0,312
25	1" P	KA10775105	28	60	10	0,323
32	1 1/4" Č	KA10770206	33	35		0,512
32	1 1/4" P	KA10775206	33	35		0,528
40	1 1/2" Č	KA10770207	36	25		0,650
40	1 1/2" P	KA10775207	36	25		0,673
50	2" Č	KA10770208	43	15		1,080
50	2" P	KA10775208	43	15		1,120

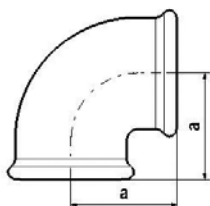
ART.85






IZMIKALNI LOK
CROSSOVER
SCALVLCATUBA A CURVA
ÜBERSPRINGBOGEN

Dim. mm	velikost	koda	a	d			
15	1/2" Č	KA10760103	90	22	100	10	0,184
15	1/2" P	KA10765103	90	22	100	10	0,191
20	3/4" Č	KA10760104	110	28	50	10	0,271
20	3/4" P	KA10765104	110	28	50	10	0,285
25	1" Č	KA10760105	140	34	30	10	0,418
25	1" P	KA10765105	140	34	30	10	0,433

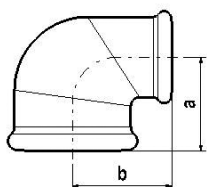
ART.90
ISO A1






KOLENO
ELBOW
GOMITO
WINKEL

Dim. mm	velikost	koda	a			
10	3/8" Č	KA10210102	25	350	25	0,070
10	3/8" P	KA10215102	25	350	25	0,074
15	1/2" Č	KA10210103	28	230	10	0,093
15	1/2" P	KA10215103	28	230	10	0,098
20	3/4" Č	KA10210104	33	130	10	0,147
20	3/4" P	KA10215104	33	130	10	0,154
25	1" Č	KA10210105	38	80	10	0,226
25	1" P	KA10215105	38	80	10	0,235
32	1 1/4" Č	KA10210206	45	50		0,333
32	1 1/4" P	KA10215206	45	50		0,350
40	1 1/2" Č	KA10210207	50	30		0,422
40	1 1/2" P	KA10215207	50	30		0,443
50	2" Č	KA10210208	58	20		0,727
50	2" P	KA10215208	58	20		0,750
65	2 1/2" Č	KA10210209	69	10		1,231
65	2 1/2" P	KA10215209	69	10		1,275
80	3" Č	KA10210210	78	6		1,490
80	3" P	KA10215210	78	6		1,543
100	4" Č	KA10210211	96	3		2,580
100	4" P	KA10215211	96	3		2,760

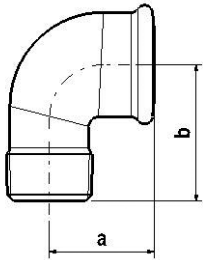
ART.90R
ISO A1






KOLENO -RED.
ELBOW -RED.
GOMITO -RID.
WINKEL -RED.

Dim. mm	velikost	koda	a	b			
20-15	3/4" - 1/2" Č	KA10220105	30	31	150	10	0,125
20-15	3/4" - 1/2" P	KA10225105	30	31	150	10	0,131
25-15	1" - 1/2" Č	KA10220106	32	34	110	10	0,170
25-15	1" - 1/2" P	KA10225106	32	34	110	10	0,176
25-20	1" - 3/4" Č	KA10220107	35	36	100	10	0,198
25-20	1" - 3/4" P	KA10225107	35	36	100	10	0,204
32-20	1 1/4" - 3/4" Č	KA10220208	36	41	75		0,241
32-20	1 1/4" - 3/4" P	KA10225208	36	41	75		0,250
32-25	1 1/4" - 1" Č	KA10220209	40	42	70		0,294
32-25	1 1/4" - 1" P	KA10225209	40	42	70		0,303
40-20	1 1/2" - 3/4" Č	KA10220214	38	44	60		0,318
40-20	1 1/2" - 3/4" P	KA10225214	38	44	60		0,328
40-25	1 1/2" - 1" Č	KA10220215	42	46	45		0,373
40-25	1 1/2" - 1" P	KA10225215	42	46	45		0,385
80-50	3" - 2" Č	KA10220230	64	73	11		1,241
80-50	3" - 2" P	KA10225230	64	73	11		1,286
80-65	3" - 2 1/2" Č	KA10220231	72	73	9		1,451
80-65	3" - 2 1/2" P	KA10225231	72	73	9		1,503

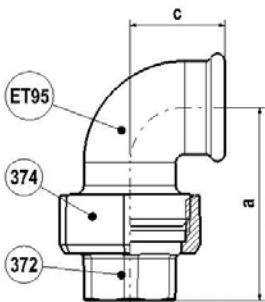
ART.92
ISO A4






KOLENO Z/N NAVOJ
ELBOW M/F THREAD
GOMITO M/F FILETTATURA
WINKEL M/F GEWINDE

Dim. mm	velikost	koda	a	b			
10	3/8" Č	KA10200101	25	32	400	25	0,063
10	3/8" P	KA10205101	25	32	400	25	0,066
15	1/2" Č	KA10200102	28	37	250	10	0,098
15	1/2" P	KA10205102	28	37	250	10	0,103
20	3/4" Č	KA10200103	33	43	150	10	0,146
20	3/4" P	KA10205103	33	43	150	10	0,153
25	1" Č	KA10200104	38	52	80	10	0,224
25	1" P	KA10205104	38	52	80	10	0,230
32	1 1/4" Č	KA10200205	45	60	45		0,354
32	1 1/4" P	KA10205205	45	60	45		0,372
40	1 1/2" Č	KA10200206	50	65	35		0,450
40	1 1/2" P	KA10205206	50	65	35		0,473
50	2" Č	KA10200207	58	74	16		0,740
50	2" P	KA10205207	58	74	16		0,777
65	2 1/2" Č	KA10200208	69	88	10		1,509
65	2 1/2" P	KA10205208	69	88	10		1,540
80	3" Č	KA10200209	78	98	6		2,265
80	3" P	KA10205209	78	98	6		2,312
100	4" Č	KA10200210	96	118	3		3,750
100	4" P	KA10205210	96	118	3		3,750

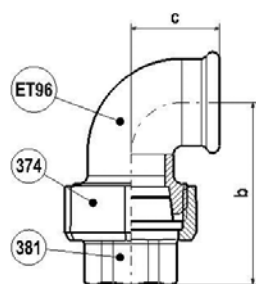
ART.95
ISO UA1






KOLENO S PRIVIJALOM, PLOŠČATO TESNENJE
UNION ELBOW, FLAT SEAT
GOMITO CON BOCCHETONE A SEDE PIANA
WINKELVERSCHRAUBUNG, FLACH DICHTEND

Dim. mm	velikost	koda	a	c			
15	1/2" Č	KA10540102	58	28	90	10	0,268
15	1/2" P	KA10545102	58	28	90	10	0,279
20	3/4" Č	KA10540103	62	33	60	10	0,361
20	3/4" P	KA10545103	62	33	60	10	0,378
25	1" Č	KA10540104	72	38	40	10	0,480
25	1" P	KA10545104	72	38	40	10	0,512
32	1 1/4" Č	KA10540205	82	45	24		0,850
32	1 1/4" P	KA10545205	82	45	24		0,870
40	1 1/2" Č	KA10540206	90	50	19		1,000
40	1 1/2" P	KA10545206	90	50	19		1,037
50	2" Č	KA10540207	100	58	10		1,546
50	2" P	KA10545207	100	58	10		1,602

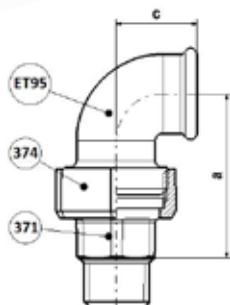
ART.96
ISO UA11






KOLENO S PRIVIJALOM, KONIČNO TESNENJE
UNION ELBOW, TAPER SEAT
GOMITO CON BOCCHETONE A SEDE CONICA
WINKELVERSCHRAUBUNG MIT KEGELDICHTUNG

Dim. mm	velikost	koda	b	c			
15	1/2" Č	KA10550102	58	28	90	10	0,288
15	1/2" P	KA10555102	58	28	90	10	0,300
20	3/4" Č	KA10550103	62	33	60	10	0,363
20	3/4" P	KA10555103	62	33	60	10	0,378
25	1" Č	KA10550104	72	38	40		0,473
25	1" P	KA10555104	72	38	40		0,510
32	1 1/4" Č	KA10550205	82	45	24		0,835
32	1 1/4" P	KA10555205	82	45	24		0,883
40	1 1/2" Č	KA10550206	90	50	19		0,976
40	1 1/2" P	KA10555206	90	50	19		1,015
50	2" Č	KA10550207	100	58	10		1,546
50	2" P	KA10555207	100	58	10		1,602

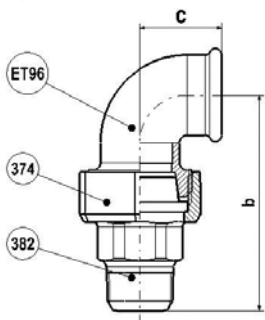
ART.97
ISO UA2






KOLENO S PRIVIJALOM, PLOŠČATO TESNENJE Z/N NAVOJ
UNION ELBOW, FLAT SEAT M/F THREAD
GOMITO CON BOCCHETONE A SEDE PIANA M/F FILETTATURA
WINKELVERSCHRAUBUNG, FLACH DICHTEND M/F GEWINDE

Dim. mm	velikost	koda	b	c			
15	1/2" Č	KA10560102	76	28	70	10	0,283
15	1/2" P	KA10565102	76	28	70	10	0,295
20	3/4" Č	KA10560103	82	33	50	10	0,399
20	3/4" P	KA10565103	82	33	50	10	0,414
25	1" Č	KA10560104	94	38	30	10	0,544
25	1" P	KA10565104	94	38	30	10	0,581
32	1 1/4" Č	KA10560205	107	45	20		0,940
32	1 1/4" P	KA10565205	107	45	20		0,970
40	1 1/2" Č	KA10560206	115	50	16		1,466
40	1 1/2" P	KA10565206	115	50	16		1,513
50	2" Č	KA10560207	128	58	8		1,813
50	2" P	KA10565207	128	58	8		1,855

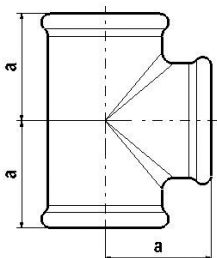
ART.98
ISO UA12






KOLENO S PRIVIJALOM, KONIČNO TESNENJE Z/N NAVOJ
UNION ELBOW, TAPER SEAT M/F THREAD
GOMITO CON BOCCHETONE A SEDE CONICA M/F FILETTATURA
WINKELVERSCHRAUBUNG MIT KEGELDICHUNG M/F GEWINDE

Dim. mm	velikost	koda	b	c			
15	1/2" Č	KA10570102	76	28	70	10	0,310
15	1/2" P	KA10575102	76	28	70	10	0,323
20	3/4" Č	KA10570103	82	33	50	10	0,414
20	3/4" P	KA10575103	82	33	50	10	0,431
25	1" Č	KA10570104	94	38	30	10	0,593
25	1" P	KA10575104	94	38	30	10	0,597
32	1 1/4" Č	KA10570205	107	45	20		0,978
32	1 1/4" P	KA10575205	107	45	20		0,987
40	1 1/2" Č	KA10570206	115	50	16		1,456
40	1 1/2" P	KA10575206	115	50	16		1,478
50	2" Č	KA10570207	128	58	8		1,873
50	2" P	KA10575207	128	58	8		1,913

ART.130
ISO B1

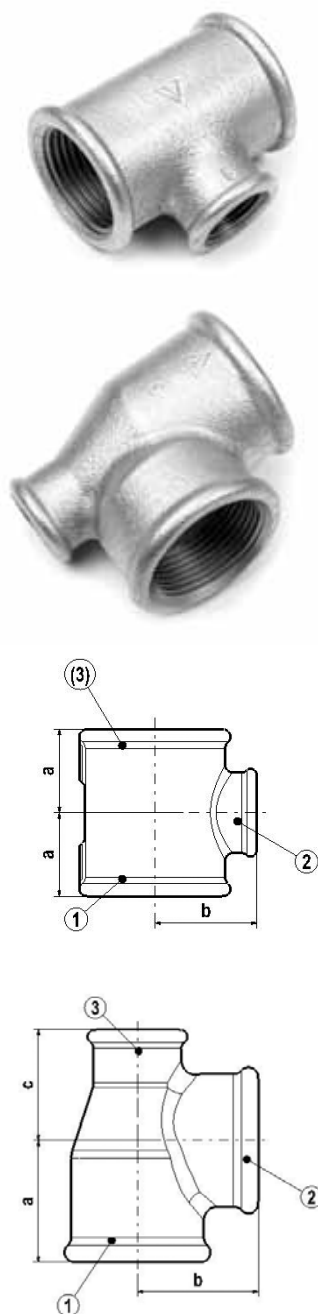





T KOS
T PIECE
TI
T STÜCK

Dim. mm	velikost	koda	a			
10	3/8" Č	KA10100102	25	225	25	0,098
10	3/8" P	KA10105102	25	225	25	0,103
15	1/2" Č	KA10100103	28	140	10	0,132
15	1/2" P	KA10105103	28	140	10	0,139
20	3/4" Č	KA10100104	33	90	10	0,196
20	3/4" P	KA10105104	33	90	10	0,206
25	1" Č	KA10100105	38	50	10	0,294
25	1" P	KA10105105	38	50	10	0,309
32	1 1/4" Č	KA10100206	45	30		0,502
32	1 1/4" P	KA10105206	45	30		0,527
40	1 1/2" Č	KA10100207	50	28		0,605
40	1 1/2" P	KA10105207	50	28		0,635
50	2" Č	KA10100208	58	15		1,000
50	2" P	KA10105208	58	15		1,035
65	2 1/2" Č	KA10100209	69	8		1,580
65	2 1/2" P	KA10105209	69	8		1,640
80	3" Č	KA10100210	78	5		1,885
80	3" P	KA10105210	78	5		1,979
100	4" Č	KA10100211	96	3		3,513
100	4" P	KA10105211	96	3		3,660

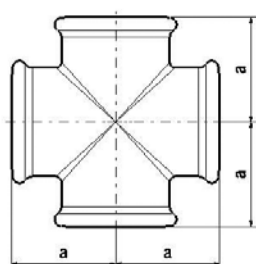
ART.130R
ISO B1

T KOS RED.
T PIECE RED.
TI RID.
T STÜCK RED.






Dim. mm	velikost	koda	a	b	c			
20 - 15	3/4" - 1/2" - 3/4" Č	KA10110109	30	31	30	90	10	0,178
20 - 15	3/4" - 1/2" - 3/4" P	KA10115109	30	31	30	90	10	0,187
25 - 15	1" - 1/2" - 1" Č	KA10110114	32	34	32	60	10	0,239
25 - 15	1" - 1/2" - 1" P	KA10115114	32	34	32	60	10	0,251
25 - 20	1" - 3/4" - 1" Č	KA10110115	35	36	35	50	10	0,262
25 - 20	1" - 3/4" - 1" P	KA10115115	35	36	35	50	10	0,275
32 - 15	1 1/4" - 1/2" - 1 1/4" Č	KA10110219	36	41	36	55		0,333
32 - 15	1 1/4" - 1/2" - 1 1/4" P	KA10115219	36	41	36	55		0,347
32 - 20	1 1/4" - 3/4" - 1 1/4" Č	KA10110220	36	41	36	50		0,354
32 - 20	1 1/4" - 3/4" - 1 1/4" P	KA10115220	36	41	36	50		0,365
32 - 25	1 1/4" - 1" - 1 1/4" Č	KA10110221	40	42	40	35		0,412
32 - 25	1 1/4" - 1" - 1 1/4" P	KA10115221	40	42	40	35		0,433
40 - 15	1 1/2" - 1/2" - 1 1/2" Č	KA10110224	36	42	36	35		0,500
40 - 15	1 1/2" - 1/2" - 1 1/2" P	KA10115224	36	42	36	35		0,517
40 - 25	1 1/2" - 1" - 1 1/2" Č	KA10110226	42	46	42	25		0,478
40 - 25	1 1/2" - 1" - 1 1/2" P	KA10115226	42	46	42	25		0,502
50 - 15	2" - 1/2" - 2" Č	KA10110229	38	48	38	24		0,620
50 - 15	2" - 1/2" - 2" P	KA10115229	38	48	38	24		0,643
50 - 20	2" - 3/4" - 2" Č	KA10110230	40	50	40	24		0,640
50 - 20	2" - 3/4" - 2" P	KA10115230	40	50	40	24		0,670
50 - 25	2" - 1" - 2" Č	KA10110231	44	52	44	18		0,705
50 - 25	2" - 1" - 2" P	KA10115231	44	52	44	18		0,725
50 - 32	2" - 1 1/4" - 2" Č	KA10110232	48	54	48	20		0,820
50 - 32	2" - 1 1/4" - 2" P	KA10115232	48	54	48	20		0,845
50 - 40	2" - 1 1/2" - 2" Č	KA10110233	52	55	52	18		0,880
50 - 40	2" - 1 1/2" - 2" P	KA10115233	52	55	52	18		0,916
80 - 65	3" - 2 1/2" - 3" Č	KA10110242	72	76	72	6		1,930
80 - 65	3" - 2 1/2" - 3" P	KA10115242	72	76	72	6		1,990
32 - 40 - 32	1 1/4" - 1 1/2" - 1 1/4" Č	KA10110250	48	46	48	28		0,615
32 - 40 - 32	1 1/4" - 1 1/2" - 1 1/4" P	KA10115250	48	46	48	28		0,63
80 - 50 - 80	3" - 2" - 3" P	KA10115241	64	73	64	6		1,720
80 - 50 - 80	3" - 2" - 3" Č	KA10110241	64	73	64	6		1,663
20 - 20 - 15	3/4" - 3/4" - 1/2" Č	KA10110170	33	33	31	90	10	0,190
20 - 20 - 15	3/4" - 3/4" - 1/2" P	KA10115170	33	33	31	90	10	0,208
25 - 25 - 15	1" - 1" - 1/2" Č	KA10110159	38	38	34	50	10	0,263
25 - 25 - 15	1" - 1" - 1/2" P	KA10115159	38	38	34	50	10	0,288
25 - 25 - 20	1" - 1" - 3/4" Č	KA10110160	38	38	36	50	10	0,278
25 - 25 - 20	1" - 1" - 3/4" P	KA10115160	38	38	36	50	10	0,286
32 - 32 - 15	1 1/4" - 1 1/4" - 1/2" Č	KA10110263	45	45	38	35		0,400
32 - 32 - 15	1 1/4" - 1 1/4" - 1/2" P	KA10115263	45	45	38	35		0,420
32 - 32 - 20	1 1/4" - 1 1/4" - 3/4" Č	KA10110264	45	45	41	35		0,440
32 - 32 - 20	1 1/4" - 1 1/4" - 3/4" P	KA10115264	45	45	41	35		0,460
32 - 32 - 25	1 1/4" - 1 1/4" - 1" Č	KA10110265	45	45	42	35		0,432
32 - 32 - 25	1 1/4" - 1 1/4" - 1" P	KA10115265	45	45	42	35		0,445
20 - 15 - 15	3/4" - 1/2" - 1/2" Č	KA10110148	30	31	28	120	10	0,158
20 - 15 - 15	3/4" - 1/2" - 1/2" P	KA10115148	30	31	28	120	10	0,166

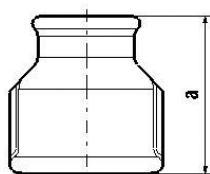
ART.180
ISO C1






KRIŽNI KOS
CROSSE
CROCE
KREUZ

Dim. mm	velikost	koda	a			
15	1/2" Č	KA10150103	28	110	10	0,182
15	1/2" P	KA10155103	28	110	10	0,191
20	3/4" Č	KA10150104	33	70	10	0,257
20	3/4" P	KA10155104	33	70	10	0,270
25	1" Č	KA10150105	38	30	10	0,363
25	1" P	KA10155105	38	30	10	0,381
32	1 1/4" Č	KA10150206	45	23		0,540
32	1 1/4" P	KA10155206	45	23		0,567
40	1 1/2" Č	KA10150207	50	15		0,730
40	1 1/2" P	KA10155207	50	15		0,758
50	2" Č	KA10150208	58	10		1,148
50	2" P	KA10155208	58	10		1,178

ART.240
ISO M2

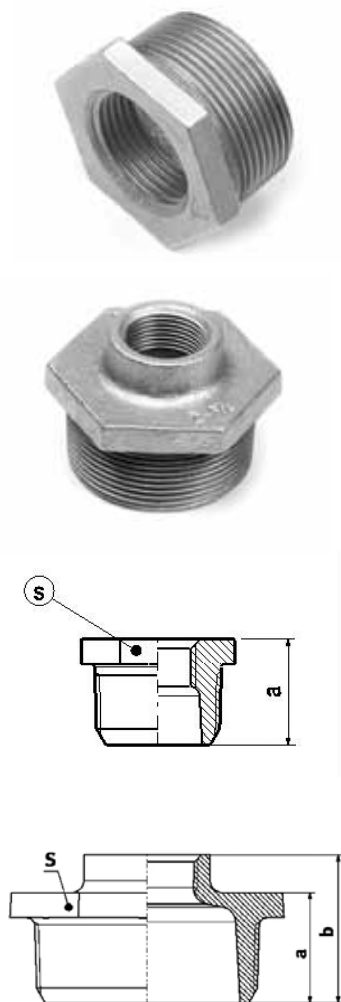





OBJEMKA RED.
SOCKET RED.
MANICOTTO RID.
MUFFE RED.

Dim. mm	velikost	koda	a			
15 - 10	1/2" - 3/8" Č	KA10320103	36	280	10	0,076
15 - 10	1/2" - 3/8" P	KA10325103	36	280	10	0,078
20 - 15	3/4" - 1/2" Č	KA10320106	39	220	10	0,103
20 - 15	3/4" - 1/2" P	KA10325106	39	220	10	0,107
25 - 15	1" - 1/2" Č	KA10320108	45	130	10	0,165
25 - 15	1" - 1/2" P	KA10325108	45	130	10	0,170
25 - 20	1" - 3/4" Č	KA10320110	45	130	10	0,156
25 - 20	1" - 3/4" P	KA10325110	45	130	10	0,162
32 - 25	1 1/4" - 1" Č	KA10320215	50	90		0,243
32 - 25	1 1/4" - 1" P	KA10325215	50	90		0,250
40 - 20	1 1/2" - 3/4" Č	KA10320219	55	70		0,294
40 - 20	1 1/2" - 3/4" P	KA10325219	55	70		0,306
40 - 25	1 1/2" - 1" Č	KA10320220	55	70		0,285
40 - 25	1 1/2" - 1" P	KA10325220	55	70		0,293
40 - 32	1 1/2" - 1 1/4" Č	KA10320221	55	60		0,307
40 - 32	1 1/2" - 1 1/4" P	KA10325221	55	60		0,316
50 - 25	2" - 1" Č	KA10320226	65	38		0,472
50 - 25	2" - 1" P	KA10325226	65	38		0,487
50 - 40	2" - 1 1/2" Č	KA10320228	65	35		0,475
50 - 40	2" - 1 1/2" P	KA10325228	65	35		0,491

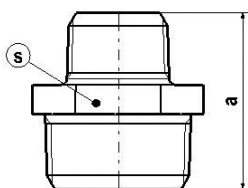
ART.241
ISO N4

ZMANJŠEVALNI KOS
REDUCING BUSH
NIPPO DI RIDUZIONE
REDUZIERNIPPEL






Dim. mm	velikost	koda	a	b	s			
15 - 10	1/2" - 3/8" Č	KA10490103	24		22	700	10	0,025
15 - 10	1/2" - 3/8" P	KA10495103	24		22	700	10	0,026
20 - 15	3/4" - 1/2" Č	KA10490106	26		30	330	10	0,048
20 - 15	3/4" - 1/2" P	KA10495106	26		30	330	10	0,050
25 - 20	1" - 3/4" Č	KA10490110	29		36	220	10	0,078
25 - 20	1" - 3/4" P	KA10495110	29		36	220	10	0,082
32 - 25	1 1/4" - 1" Č	KA10490215	31		46	170		0,137
32 - 25	1 1/4" - 1" P	KA10495215	31		46	170		0,144
40 - 32	1 1/2" - 1 1/4" Č	KA10490221	31		50	130		0,121
40 - 32	1 1/2" - 1 1/4" P	KA10495221	31		50	130		0,127
20-10	3/4" - 3/8" Č	KA10490105	26		30	330	10	0,058
20-10	3/4" - 3/8" P	KA10495105	26		30	330	10	0,061
25-15	1" - 1/2" Č	KA10490109	29		36	220	10	0,095
25-15	1" - 1/2" P	KA10495109	29		36	220	10	0,100
32-15	1 1/4" - 1/2" Č	KA10490213	31		46	150		0,191
32-15	1 1/4" - 1/2" P	KA10495213	31		46	150		0,201
32-20	1 1/4" - 3/4" Č	KA10490214	31		46	150		0,175
32-20	1 1/4" - 3/4" P	KA10495214	31		46	150		0,184
40-15	1 1/2" - 1/2" Č	KA10490218	31		50	120		0,240
40-15	1 1/2" - 1/2" P	KA10495218	31		50	120		0,252
40-20	1 1/2" - 3/4" Č	KA10490219	31		50	120		0,236
40-20	1 1/2" - 3/4" P	KA10495219	31		50	120		0,248
40-25	1 1/2" - 1" Č	KA10490220	31		50	120		0,202
40-25	1 1/2" - 1" P	KA10495220	31		50	120		0,212
50-25	2" - 1" Č	KA10490226	35		65	60		0,427
50-25	2" - 1" P	KA10495226	35		65	60		0,448
50-32	2" - 1 1/4" Č	KA10490227	35		65	60		0,330
50-32	2" - 1 1/4" P	KA10495227	35		65	60		0,347
50-40	2" - 1 1/2" Č	KA10490228	35		65	70		0,295
50-40	2" - 1 1/2" P	KA10495228	35		65	70		0,310
65-40	2 1/2" - 1 1/2" Č	KA10490234	40		80	40		0,615
65-40	2 1/2" - 1 1/2" P	KA10495234	40		80	40		0,646
65-50	2 1/2" - 2" Č	KA10490235	40		80	40		0,483
65-50	2 1/2" - 2" P	KA10495235	40		80	40		0,507
80-50	3" - 2" Č	KA10490239	44		95	24		0,800
80-50	3" - 2" P	KA10495239	44		95	24		0,840
80-65	3" - 2 1/2" Č	KA10490240	44		95	25		0,650
80-65	3" - 2 1/2" P	KA10495240	44		95	25		0,683
100-80	4" - 3" Č	KA10490247	57		120	12		1,750
100-80	4" - 3" P	KA10495247	57		120	12		1,800
50-15	2" - 1/2" Č	KA10490224	35	48	65	50		0,338
50-15	2" - 1/2" P	KA10495224	35	48	65	50		0,355
50-20	2" - 3/4" Č	KA10490225	35	48	65	50		0,350
50-20	2" - 3/4" P	KA10495225	35	48	65	50		0,368
65-25	2 1/2" - 1" Č	KA10490232	40	54	80	30		0,562
65-25	2 1/2" - 1" P	KA10495232	40	54	80	30		0,590
65-32	2 1/2" - 1 1/4" Č	KA10490233	40	54	80	30		0,610
65-32	2 1/2" - 1 1/4" P	KA10495233	40	54	80	30		0,641
80-32	3" - 1 1/4" Č	KA10490237	44	59	95	20		0,880
80-32	3" - 1 1/4" P	KA10495237	44	59	95	20		0,924
80-40	3" - 1 1/2" Č	KA10490238	44	59	95	20		0,870
80-40	3" - 1 1/2" P	KA10495238	44	59	95	20		0,914
100-50	4" - 2" Č	KA10490245	57	69	120	12		1,750
100-50	4" - 2" P	KA10495245	57	69	120	12		1,800

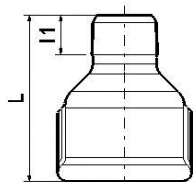
ART.245
ISO N8






DVOJNA SPOJKA RED.
HEXAGON NIPPLE RED.
NIPPLO DOPIO RID.
DOPPELNIPPEL RED.

Dim. mm	velikost	koda	a	s			
15 - 10	1/2" - 3/8" Č	KA10480103	44	22	350	10	0,054
15 - 10	1/2" - 3/8" P	KA10485103	44	22	350	10	0,056
20 - 15	3/4" - 1/2" Č	KA10480105	47	30	230	10	0,095
20 - 15	3/4" - 1/2" P	KA10485105	47	30	230	10	0,098
25 - 15	1" - 1/2" Č	KA10480106	53	36	160	10	0,148
25 - 15	1" - 1/2" P	KA10485106	53	36	160	10	0,155
25 - 20	1" - 3/4" Č	KA10480107	53	36	150	10	0,146
25 - 20	1" - 3/4" P	KA10485107	53	36	150	10	0,151
32 - 25	1 1/4" - 1" Č	KA10480210	57	46	100		0,238
32 - 25	1 1/4" - 1" P	KA10485210	57	46	100		0,245
40 - 25	1 1/2" - 1" Č	KA10480211	59	50	80		0,260
40 - 25	1 1/2" - 1" P	KA10485211	59	50	80		0,268
40 - 32	1 1/2" - 1 1/4" Č	KA10480212	59	50	75		0,295
40 - 32	1 1/2" - 1 1/4" P	KA10485212	59	50	75		0,300
50 - 25	2" - 1" Č	KA10480214	68	65	45		0,436
50 - 25	2" - 1" P	KA10485214	68	65	45		0,450
50 - 40	2" - 1 1/2" Č	KA10480215	68	65	40		0,456
50 - 40	2" - 1 1/2" P	KA10485215	68	65	40		0,470

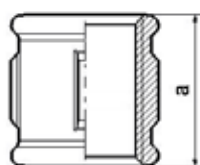
ART.246
ISO M4






OBJEMKA RED. Z/N NAVOJ
SOCKET RED. M/F THREAD
MANICOTTO RID. M/F FILETTATURA
MUFFE RED. M/F GEWINDE

Dim. mm	velikost	koda	L	L1			
15 - 10	1/2" - 3/8" Č	KA10350103	43	30	300	10	0,070
15 - 10	1/2" - 3/8" P	KA10355103	43	30	300	10	0,072
20 - 15	3/4" - 1/2" Č	KA10350106	48	33	200	10	0,102
20 - 15	3/4" - 1/2" P	KA10355106	48	33	200	10	0,107
25 - 15	1" - 1/2" Č	KA10350108	55	38	140	10	0,145
25 - 15	1" - 1/2" P	KA10355108	55	38	140	10	0,149
25 - 20	1" - 3/4" Č	KA10350110	55	38	120	10	0,156
25 - 20	1" - 3/4" P	KA10355110	55	38	120	10	0,163
32 - 25	1 1/4" - 1" Č	KA10350215	60	41	90		0,222
32 - 25	1 1/4" - 1" P	KA10355215	60	41	90		0,232
40 - 25	1 1/2" - 1" Č	KA10350220	63	44	70		0,272
40 - 25	1 1/2" - 1" P	KA10355220	63	44	70		0,281
40 - 32	1 1/2" - 1 1/4" Č	KA10350221	63	44	60		0,298
40 - 32	1 1/2" - 1 1/4" P	KA10355221	63	44	60		0,312
50 - 25	2" - 1" Č	KA10350226	70	46	45		0,413
50 - 25	2" - 1" P	KA10355226	70	46	45		0,430
50 - 32	2" - 1 1/4" Č	KA10350227	70	46	35		0,421
50 - 32	2" - 1 1/4" P	KA10355227	70	46	35		0,439
50 - 40	2" - 1 1/2" Č	KA10350228	70	46	35		0,444
50 - 40	2" - 1 1/2" P	KA10355228	70	46	35		0,463

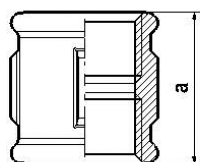
ART.270
ISO M2






OBJEMKA
SOCKET
MANICOTTO
MUFFE

Dim. mm	velikost	koda	a			
10	3/8" Č	KA10300102	30	450	25	0,054
10	3/8" P	KA10305102	30	450	25	0,057
15	1/2" Č	KA10300103	36	300	10	0,077
15	1/2" P	KA10305103	36	300	10	0,081
20	3/4" Č	KA10300104	39	190	10	0,110
20	3/4" P	KA10305104	39	190	10	0,116
25	1" Č	KA10300105	45	120	10	0,163
25	1" P	KA10305105	45	120	10	0,171
32	1 1/4" Č	KA10300206	50	80		0,248
32	1 1/4" P	KA10305206	50	80		0,260
40	1 1/2" Č	KA10300207	55	55		0,290
40	1 1/2" P	KA10305207	55	55		0,305
50	2" Č	KA10300208	65	30		0,488
50	2" P	KA10305208	65	30		0,512
65	2 1/2" Č	KA10300209	74	16		0,676
65	2 1/2" P	KA10305209	74	16		0,710
80	3" Č	KA10300210	80	14		0,960
80	3" P	KA10305210	80	14		1,008
100	4" Č	KA10300211	94	6		1,600
100	4" P	KA10305211	94	6		1,650

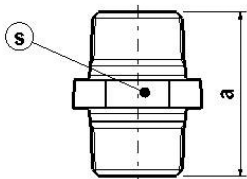
ART.271 D/L
ISO M2 R/L






OBJEMKA Z DESNIM IN LEVIM NAVOJEM
SOCKET - RIGHT AND LEFT THREAD
MANICOTTO CON FILETTATURA DESTRA / SINISTRA
MUFFE MIT RECHTS UND LINKSGEWINDE

Dim. mm	velikost	koda	a			
15	1/2" Č	KA10310103	36	300	10	0,077
15	1/2" P	KA10315103	36	300	10	0,081
20	3/4" Č	KA10310104	39	190	10	0,110
20	3/4" P	KA10315104	39	190	10	0,116
25	1" Č	KA10310105	45	120	10	0,163
25	1" P	KA10315105	45	120	10	0,171
32	1 1/4" Č	KA10310206	50	80		0,248
32	1 1/4" P	KA10315206	50	80		0,260
40	1 1/2" Č	KA10310207	55	55		0,290
40	1 1/2" P	KA10315207	55	55		0,305
50	2" Č	KA10310208	65	30		0,488
50	2" P	KA10315208	65	30		0,512

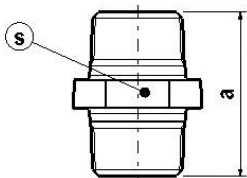
ART.280
ISO N8






DVOJNA SPOJKA
HEXAGON NIPPLE
NIPPO DOPIO
DOPPELNIPPEL

Dim. mm	velikost	koda	a	s			
10	3/8" Č	KA10470102	38	22	550	25	0,045
10	3/8" P	KA10475102	38	22	550	25	0,047
15	1/2" Č	KA10470103	44	27	330	10	0,070
15	1/2" P	KA10475103	44	27	330	10	0,074
20	3/4" Č	KA10470104	47	32	190		0,103
20	3/4" P	KA10475104	47	32	190		0,108
25	1" Č	KA10470105	53	41	120		0,161
25	1" P	KA10475105	53	41	120		0,168
32	1 1/4" Č	KA10470206	57	50	80		0,281
32	1 1/4" P	KA10475206	57	50	80		0,290
40	1 1/2" Č	KA10470207	59	55	60		0,282
40	1 1/2" P	KA10475207	59	55	60		0,296
50	2" Č	KA10470208	68	70	30		0,442
50	2" P	KA10475208	68	70	30		0,464
65	2 1/2" Č	KA10470209	75	85	16		0,656
65	2 1/2" P	KA10475209	75	85	16		0,689
80	3" Č	KA10470210	83	100	12		0,872
80	3" P	KA10475210	83	100	12		0,916
100	4" Č	KA10470211	95	130	6		1,396
100	4" P	KA10475211	95	130	6		1,438

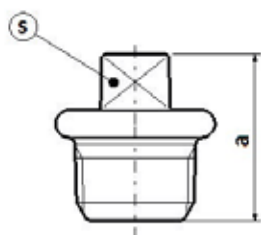
ART.281 D/L
ISO N8 R/L






DVOJNA SPOJKA Z DESNIM IN LEVIM NAVOJEM
HEXAGON NIPPLE - RIGHT AND LEFT THREAD
NIPPO DOPIO CON FILETTATURA DESTRA / SINISTRA
DOPPELNIPPEL MIT RECHTS UND LINKSGEWINDE

Dim. mm	velikost	koda	a	s			
15	1/2" Č	KA10380103	44	27	330	10	0,070
15	1/2" P	KA10385103	44	27	330	10	0,074
20	3/4" Č	KA10380104	47	32	190	10	0,103
20	3/4" P	KA10385104	47	32	190	10	0,108
25	1" Č	KA10380105	53	41	120	10	0,165
25	1" P	KA10385105	53	41	120	10	0,173
32	1 1/4" Č	KA10380206	57	50	80		0,273
32	1 1/4" P	KA10385206	57	50	80		0,287
40	1 1/2" Č	KA10380207	59	55	60		0,282
40	1 1/2" P	KA10385207	59	55	60		0,296
50	2" Č	KA10380208	68	70	30		0,442
50	2" P	KA10385208	68	70	30		0,464

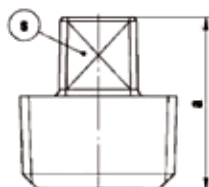
ART.290
ISO T9






ČEP
PLUG, BEADED
TAPPO CON BORDO
STOPFEN MIT RAND

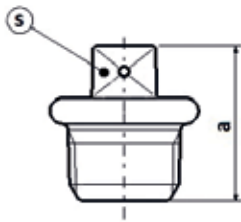
Dim. mm	velikost	koda	a	s			
10	3/8" Č	KA10400102	24	10	1000	25	0,034
10	3/8" P	KA10405102	24	10	1000	25	0,036
15	1/2" Č	KA10400103	26	11	600	10	0,053
15	1/2" P	KA10405103	26	11	600	10	0,055
20	3/4" Č	KA10400104	32	17	300	10	0,086
20	3/4" P	KA10405104	32	17	300	10	0,090
25	1" Č	KA10400105	36	19	200	10	0,132
25	1" P	KA10405105	36	19	200	10	0,139
32	1 1/4" Č	KA10400206	39	22	140		0,206
32	1 1/4" P	KA10405206	39	22	140		0,216
40	1 1/2" Č	KA10400207	41	22	100		0,257
40	1 1/2" P	KA10405207	41	22	100		0,270
50	2" Č	KA10400208	48	27	65		0,371
50	2" P	KA10405208	48	27	65		0,390
65	2 1/2" Č	KA10400209	54	32	40		0,638
65	2 1/2" P	KA10405209	54	32	40		0,670
80	3" Č	KA10400210	60	36	25		0,926
80	3" P	KA10405210	60	36	25		0,972




ART.291
ISO T8

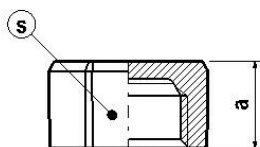





ČEP
PLUG, BEADED
TAPPO CON BORDO
STOPFEN MIT RAND

Dim. mm	velikost	koda	a	s			
15	1/2" Č	KA10410103	24	11	600	10	0,034
15	1/2" P	KA10415103	24	11	600	10	0,036
20	3/4" Č	KA10410104	28	15	300	10	0,060
20	3/4" P	KA10415104	28	15	300	10	0,062
25	1" Č	KA10410105	30	19	200	10	0,106
25	1" P	KA10415105	30	19	200	10	0,109

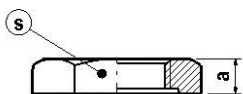
ART.294
**ČEP Z LUKNJO
PLUG, BEADED
TAPPO CON BORDO
STOPFEN MIT RAND**


Dim. mm	velikost	koda	a	s			
15	1/2" Č	KA10430103	26	11	600	10	0,053
15	1/2" P	KA10435103	26	11	600	10	0,055
20	3/4" Č	KA10430104	32	17	300	10	0,086
20	3/4" P	KA10435104	32	17	300	10	0,09
25	1" Č	KA10430105	36	19	200	10	0,132
25	1" P	KA10435105	36	19	200	10	0,139
32	1 1/4" Č	KA10430206	39	22	140		0,206
32	1 1/4" P	KA10435206	39	22	140		0,216
40	1 1/2" Č	KA10430207	41	22	100		0,257
40	1 1/2" P	KA10435207	41	22	100		0,27
50	2" Č	KA10430208	48	27	65		0,371
50	2" P	KA10435208	48	27	65		0,39

**ART.300
ISO T1**
**KAPA
CAP
CALLOTTA
KAPPE**


Dim. mm	velikost	koda	a	s			
15	1/2" Č	KA10390103	19	26	500	10	0,051
15	1/2" P	KA10395103	19	26	500	10	0,053
20	3/4" Č	KA10390104	22	32	330	10	0,073
20	3/4" P	KA10395104	22	32	330	10	0,076
25	1" Č	KA10390105	24	39	200	10	0,140
25	1" P	KA10395105	24	39	200	10	0,145
32	1 1/4" Č	KA10390206	27	48	140		0,208
32	1 1/4" P	KA10395206	27	48	140		0,215
40	1 1/2" Č	KA10390207	27	54	110		0,233
40	1 1/2" P	KA10395207	27	54	110		0,240
50	2" Č	KA10390208	32	66	55		0,476
50	2" P	KA10395208	32	66	55		0,493
65	2 1/2" Č	KA10390209	41	85	30		0,739
65	2 1/2" P	KA10395209	41	85	30		0,762
80	3" Č	KA10390210	44	95	25		0,834
80	3" P	KA10395210	44	95	25		0,860
100	4" Č	KA10390211	46	130	10		1,930
100	4" P	KA10395211	46	130	10		2,020

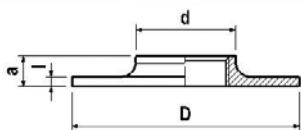
ART.312
ISO P4






PROTIMATICA
BACKNUT, RECESSED
CONTODADO CON SCANALATURA
GEGENMUTER MIT AUSSPARUNG

Dim. mm	velikost	koda	a	s			
15	1/2" Č	KA10830117	8	32	800	10	0,029
15	1/2" P	KA10835117	8	32	800	10	0,030
20	3/4" Č	KA10830118	10	36	550	10	0,043
20	3/4" P	KA10835118	10	36	550	10	0,045
25	1" Č	KA10830119	11	46	340	10	0,080
25	1" P	KA10835119	11	46	340	10	0,084
32	1 1/4" Č	KA10830220	13	55	200		0,120
32	1 1/4" P	KA10835220	13	55	200		0,126
40	1 1/2" Č	KA10830221	13	60	180		0,130
40	1 1/2" P	KA10835221	13	60	180		0,137
50	2" Č	KA10830222	14	75	100		0,214
50	2" P	KA10835222	14	75	100		0,225

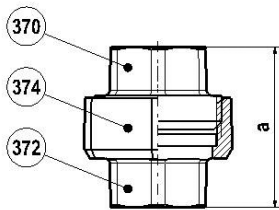
ART.321






PRIROBNICA
FLANGES
FLANGES
FLANSCH

Dim. mm	velikost	koda	a	d	D	l			
50	2" Č	KA10800208	22	71	160	7	20		1,111
50	2" P	KA10805208	22	71	160	7	20		1,145

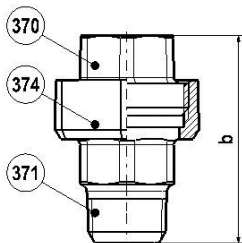
ART.330
ISO U1






PRIVIJALO, PLOŠČATO TESNENJE
UNION, FLAT SEAT
BOCCHETTONE A SEDE PIANA
VERSCHRAUBUNG MIT FLACH DICHTEND

Dim. mm	velikost	koda	a			
15	1/2" Č	KA10500103	48	110	10	0,245
15	1/2" P	KA10505103	48	110	10	0,257
20	3/4" Č	KA10500104	52	90	10	0,275
20	3/4" P	KA10505104	52	90	10	0,289
25	1" Č	KA10500105	58	60	10	0,327
25	1" P	KA10505105	58	60	10	0,341
32	1 1/4" Č	KA10500206	65	35		0,617
32	1 1/4" P	KA10505206	65	35		0,648
40	1 1/2" Č	KA10500207	70	25		0,770
40	1 1/2" P	KA10505207	70	25		0,809
50	2" Č	KA10500208	78	15		1,120
50	2" P	KA10505208	78	15		1,176
65	2 1/2" Č	KA10500209	85	12		1,879
65	2 1/2" P	KA10505209	85	12		1,937
80	3" Č	KA10500210	95	6		2,850
80	3" P	KA10505210	95	6		3,000

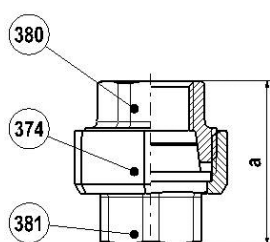
ART.331
ISO U2






PRIVIJALO, PLOŠČATO TESNENJE Z/N NAVOJ
UNION, FLAT SEAT M/F THREAD
BOCCHETTONE A SEDE PIANA M/F FILETTATURA
VERSCHRAUBUNG MIT FLACH DICHTEND M/F GEWINDE

Dim. mm	velikost	koda	b			
15	1/2" Č	KA10520102	66	90	10	0,256
15	1/2" P	KA10525102	66	90	10	0,269
20	3/4" Č	KA10520103	72	70	10	0,320
20	3/4" P	KA10525103	72	70	10	0,336
25	1" Č	KA10520104	80	50	10	0,403
25	1" P	KA10525104	80	50	10	0,418
32	1 1/4" Č	KA10520205	90	30		0,700
32	1 1/4" P	KA10525205	90	30		0,735
40	1 1/2" Č	KA10520206	95	21		0,800
40	1 1/2" P	KA10525206	95	21		0,830
50	2" Č	KA10520207	106	13		1,250
50	2" P	KA10525207	106	13		1,280
65	2 1/2" Č	KA10520208	118	8		2,260
65	2 1/2" P	KA10525208	118	8		2,330
80	3" Č	KA10520209	130	5		3,070
80	3" P	KA10525209	130	5		3,170

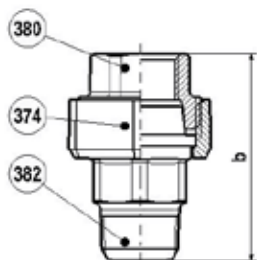
ART.340
ISO U11






PRIVIJALO, KONIČNO TESNENJE
UNION, TAPER SEAT
BOCCHETTONE A SEDE CONICA
VERSCHRAUBUNG MIT KEGELDICHTUNG

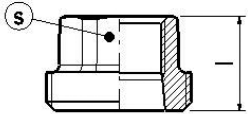
Dim. mm	velikost	koda	a			
15	1/2" Č	KA10510103	48	110	10	0,255
15	1/2" P	KA10515103	48	110	10	0,268
20	3/4" Č	KA10510104	52	90	10	0,290
20	3/4" P	KA10515104	52	90	10	0,305
25	1" Č	KA10510105	58	60	10	0,347
25	1" P	KA10515105	58	60	10	0,356
32	1 1/4" Č	KA10510206	65	35		0,620
32	1 1/4" P	KA10515206	65	35		0,651
40	1 1/2" Č	KA10510207	70	25		0,720
40	1 1/2" P	KA10515207	70	25		0,756
50	2" Č	KA10510208	78	15		1,200
50	2" P	KA10515208	78	15		1,260
65	2 1/2" Č	KA10510209	85	12		2,060
65	2 1/2" P	KA10515209	85	12		2,136
80	3" Č	KA10510210	95	6		2,490
80	3" P	KA10515210	95	6		2,594




ART.341
ISO U12

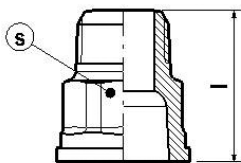





PRIVIJALO, KONIČNO TESNENJE Z/N NAVOJ
UNION, TAPER SEAT M/F THREAD
BOCCHETTONE A SEDE CONICA M/F FILETTATURA
VERSCHRAUBUNG MIT KEGELDICHTUNG M/F GEWINDE

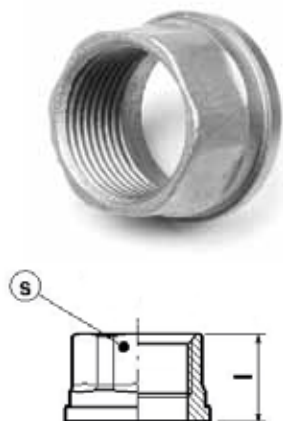
Dim. mm	velikost	koda	b			
15	1/2" Č	KA10530102	66	90	10	0,260
15	1/2" P	KA10535102	66	90	10	0,273
20	3/4" Č	KA10530103	72	70	10	0,320
20	3/4" P	KA10535103	72	70	10	0,336
25	1" Č	KA10530104	80	50	10	0,410
25	1" P	KA10535104	80	50	10	0,430
32	1 1/4" Č	KA10530205	90	30		0,775
32	1 1/4" P	KA10535205	90	30		0,790
40	1 1/2" Č	KA10530206	95	21		0,890
40	1 1/2" P	KA10535206	95	21		0,900
50	2" Č	KA10530207	106	13		1,281
50	2" P	KA10535207	106	13		1,316
65	2 1/2" Č	KA10530208	118	8		2,375
65	2 1/2" P	KA10535208	118	8		2,460
80	3" Č	KA10530209	130	5		3,074
80	3" P	KA10535209	130	5		3,170




ART.370
**UVIJAČNI DEL, PLOŠČATO TESNENJE
UNION BUSH, FLAT SEAT
PEZZO FILETTATO, SEDE PIANA
ENISHRAUBTEILE, FLACH DICHTEND**


Dim. mm	velikost	koda	l	s			
15	1/2" Č	KA12930003	24,5	27	380	10	0,075
15	1/2" P	KA12935003	24,5	27	380	10	0,079
20	3/4" Č	KA12930004	26,5	32	320	10	0,083
20	3/4" P	KA12935004	26,5	32	320	10	0,087
25	1" Č	KA12930005	29,0	38	200	10	0,116
25	1" P	KA12935005	29,0	38	200	10	0,122
32	1 1/4" Č	KA12930006	33,0	47	110		0,165
32	1 1/4" P	KA12935006	33,0	47	110		0,173
40	1 1/2" Č	KA12930007	36,0	53	70		0,280
40	1 1/2" P	KA12935007	36,0	53	70		0,294
50	2" Č	KA12930008	40,0	66	40		0,440
50	2" P	KA12935008	40,0	66	40		0,462

ART.371
**VLOŽNI DEL, PLOŠČATO TESNENJE /Z NAVOJ
UNION END, FLAT SEAT /M THREAD
PEZZO FOLLE, A SEDE PIANA /M FILETTATURA
EINLEGTEIL, FLACH DICHTEND /M GEWINDE**


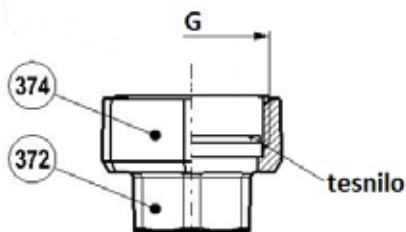
Dim. mm	velikost	koda	l	s			
15	1/2" Č	KA12890002	39,5	27	370	10	0,072
15	1/2" P	KA12895002	39,5	27	370	10	0,076
20	3/4" Č	KA12890003	43,5	32	240	10	0,108
20	3/4" P	KA12895003	43,5	32	240	10	0,113
25	1" Č	KA12890004	48,5	38	150	10	0,152
25	1" P	KA12895004	48,5	38	150	10	0,160
32	1 1/4" Č	KA12890005	55,0	47	100		0,300
32	1 1/4" P	KA12895005	55,0	47	100		0,315
40	1 1/2" Č	KA12890006	57,0	53	70		0,380
40	1 1/2" P	KA12895006	57,0	53	70		0,398
50	2" Č	KA12890007	64,0	66	35		0,490
50	2" P	KA12895007	64,0	66	35		0,500

ART.372
**VLOŽNI DEL, PLOŠČATO TESNENJE
UNION END, FLAT SEAT
PEZZO FOLLE, A SEDE PIANA
EINLEGETEIL MIT FLACH DIHTEND**


Dim. mm	velikost	koda	l	s			
15	1/2" Č	KA12870003	22,5	27	460	10	0,057
15	1/2" P	KA12875003	22,5	27	460	10	0,060
20	3/4" Č	KA12870004	24,0	32	400	10	0,070
20	3/4" P	KA12875004	24,0	32	400	10	0,074
25	1" Č	KA12870005	27,5	38	240		0,090
25	1" P	KA12875005	27,5	38	240		0,095
32	1 1/4" Č	KA12870006	30,5	47	120		0,160
32	1 1/4" P	KA12875006	30,5	47	120		0,168
40	1 1/2" Č	KA12870007	32,5	53	90		0,202
40	1 1/2" P	KA12875007	32,5	53	90		0,212
50	2" Č	KA12870008	36,5	66	50		0,360
50	2" P	KA12875008	36,5	66	50		0,378
65	2 1/2" Č	KA12870009	40,0	85	25		0,575
65	2 1/2" P	KA12875009	40,0	85	25		0,599
80	3" Č	KA12870010	44,0	97	20		0,720
80	3" P	KA12875010	44,0	97	20		0,740

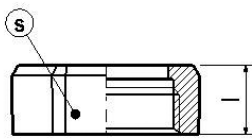
ART.372-374
**KOMPLET ZA ČRPALJKO
KIT FOR THE PUMP
KIT PER LA POMPA
KIT FÜR DIE PUMPE**





Dim. mm	velikost	koda	navoj v matici			
20	3/4" Č	KA10900224	G 1 1/4"	65	2	0,370
25	1" Č	KA10900225	G 1 1/2"	65	2	0,430
32	1 1/4" Č	KA10900226	G 2"	37	2	0,760
40	1 1/2" Č	KA10900227	G 2 1/4"	25	2	0,986
50	2" Č	KA10900228	G 2 3/4"	18	2	1,360



ART.374
ISO P1

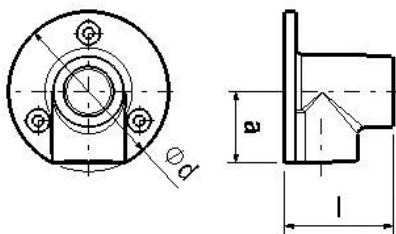
MATICA PRIVIJALA
UNION NUT
DADO
ÜBERWURFMUTTER



Dim. mm	velikost	koda	navoj	l	s			
15	1/2" Č	KA12860003	G 1 1/8"	19	46	240	10	0,107
15	1/2" P	KA12865003	G 1 1/8"	19	46	240	10	0,112
20	3/4" Č	KA12860004	G 1 1/4"	20	50	200	10	0,127
20	3/4" P	KA12865004	G 1 1/4"	20	50	200	10	0,133
25	1" Č	KA12860005	G 1 1/2"	22	55	160	10	0,143
25	1" P	KA12865005	G 1 1/2"	22	55	160	10	0,150
32	1 1/4" Č	KA12860006	G 2"	24	70	80		0,268
32	1 1/4" P	KA12865006	G 2"	24	70	80		0,275
40	1 1/2" Č	KA12860007	G 2 1/4"	25	75	70		0,286
40	1 1/2" P	KA12865007	G 2 1/4"	25	75	70		0,295
50	2" Č	KA12860008	G 2 3/4"	27	90	50		0,361
50	2" P	KA12865008	G 2 3/4"	27	90	50		0,374
65	2 1/2" Č	KA12860009	G 3 1/2"	30	110	26		0,557
65	2 1/2" P	KA12865009	G 3 1/2"	30	110	26		0,586
80	3" Č	KA12860010	G 4"	31	129	18		1,030
80	3" P	KA12865010	G 4"	31	129	18		1,076

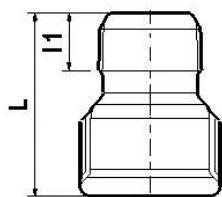
ART.471

ZIDNO KOLENO
BRACKET ELBOW
GOMITO PER SOFFITO
DECKENWINKEL






Dim. mm	velikost	koda	a	d	l			
15	1/2" Č	KA10250103	28	65	42	110	10	0,209
15	1/2" P	KA10255103	28	65	42	110	10	0,219
20	3/4" Č	KA10250104	33	70	50	70	10	0,274
20	3/4" P	KA10255104	33	70	50	70	10	0,288

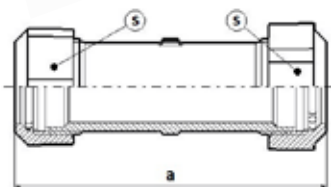
ART.529a
ISO M4






PODALJŠEK Z/N NAVOJ
EXTENSION TUBE M/F THREAD
PROLUNGAMENTO M/F FILETTATURA
VERLÄNGERUNG M/F GEWINDE

Dim. mm	velikost	koda	L	L1			
15	1/2" - 43 Č	KA10330103	43	13	300	10	0,075
15	1/2" - 43 P	KA10335103	43	13	300	10	0,078
20	3/4" - 48 Č	KA10330104	48	15	170	10	0,105
20	3/4" - 48 P	KA10335104	48	15	170	10	0,110
25	1" - 55 Č	KA10330105	55	17	110	10	0,168
25	1" - 55 P	KA10335105	55	17	110	10	0,175

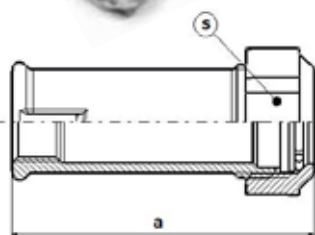
ART.620






DVOJNI HITRO SPOJNI FITING Z VZMETNIM OBROČEM
DOUBLE FAST UNION WITH ELASTIC BAND
DOPPIO BOCCHETTONE RAPIDO CON ANELLO ELASTICO
DOPPEL SCHNELLE SCHELLE MIT GUMMIBAND

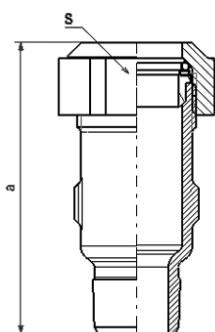
Dim. mm	velikost		koda	a	s			
15	1/2" Č	/PLIN/	KA10230103	88	41	50	10	0,347
15	1/2" P	/PLIN/	KA10235103	88	41	50	10	0,358
20	3/4" Č	/PLIN/	KA10230104	96	46	40	10	0,440
20	3/4" P	/PLIN/	KA10235104	96	46	40	10	0,454
25	1" Č	/PLIN/	KA10230105	130	55	20	10	0,700
25	1" P	/PLIN/	KA10235105	130	55	20	10	0,733

ART.621



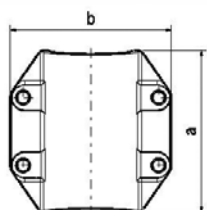
HITRO SPOJNI FITING Z VZMETNIM OBROČEM
FAST UNION WITH ELASTIC BAND
BOCCHETTONE RAPIDO CON ANELLO ELASTICO
SCHNELLE SCHELLE MIT GUMMIBAND

Dim. mm	velikost		koda	a	s			
15	1/2" Č	/PLIN/	KA10240103	88	41	70	10	0,261
15	1/2" P	/PLIN/	KA10245103	88	41	70	10	0,287
20	3/4" Č	/PLIN/	KA10240104	96	46	50	10	0,337
20	3/4" P	/PLIN/	KA10245104	96	46	50	10	0,375
25	1" Č	/PLIN/	KA10240105	120	55	30	10	0,480
25	1" P	/PLIN/	KA10245105	120	55	30	10	0,500


ART.622


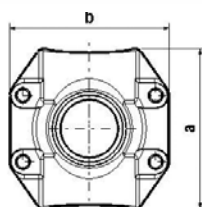
DVOJNA SPOJKA, PREFABRIKAT
DOUBLE UNION, PREFABRICATE
DOPPIO BOCCHETTONE, PREFABBRICATI
DOPPEL VERSCHRAUBUNG, VORFABRIZIERT

Dim. mm	velikost	koda	a	s			
20	3/4" Č	KA10280104	96	46	40	10	0,270
20	3/4" P	KA10285104	96	46	40	10	0,280
25	1" Č	KA10280105	106	55	20	10	0,430
25	1" P	KA10285105	106	55	20	10	0,440




ART.800


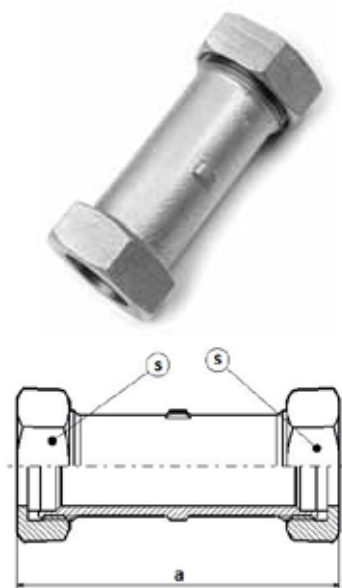
HITRA OBJEMKA
REPARATION CLAMP
COPRIBUCO
REPARATURSCHELE




Dim. mm	velikost	koda	a	b			
20	3/4" Č	KA10910214	90	78	40		0,520
20	3/4" P	KA10915214	90	78	40		0,560

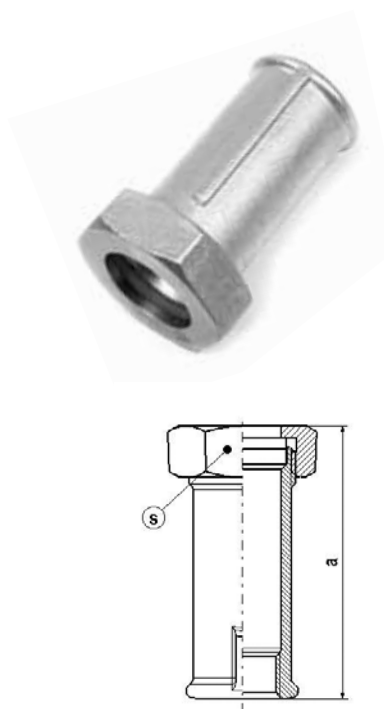
ART.802





HIRA OBJEMKA Z NASTAVKOM
INTAKE CLAMP
COLLARE DI DERIVAZIONE
REPARATURSCHELLE FÜR NEBENANCHLUSS

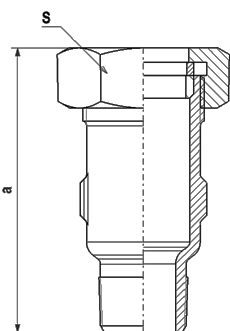
Dim. mm	velikost	koda	a	b			
20-15	3/4" - 1/2" Č	KA10910204	90	78	40		0,570
20-15	3/4" - 1/2" P	KA10915204	90	78	40		0,610

ART.820
**DVOJNA SPOJKA, PREFABRIKAT
DOUBLE UNION, PREFABRICATE
DOPPIO BOCCHETTONE, PREFABBRICATI
DOPPEL VERSCHRAUBUNG, VORFABRIZIERET**





Dim. mm	velikost	koda	a	s			
15	1/2" Č	KA10590103	88	41	50	10	0,347
15	1/2" P	KA10595103	88	41	50	10	0,358
20	3/4" Č	KA10590104	96	46	40	10	0,440
20	3/4" P	KA10595104	96	46	40	10	0,454
25	1" Č	KA10590105	106	55	20	10	0,659
25	1" P	KA10595105	106	55	20	10	0,680
32	1 1/4" Č	KA10590206	118	70	16		1,110
32	1 1/4" P	KA10595206	118	70	16		1,130
40	1 1/2" Č	KA10590207	122	75	15		1,210
40	1 1/2" P	KA10595207	122	75	15		1,230
50	2" Č	KA10590208	175	90	8		1,910
50	2" P	KA10595208	175	90	8		1,940
65	2 1/2" Č	KA10590209	190	110	4		3,280
65	2 1/2" P	KA10595209	190	110	4		3,330
80	3" Č	KA10590210	205	130	3		4,920
80	3" P	KA10595210	205	130	3		4,950

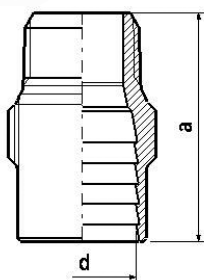
ART.821
**SPOJKA, PREFABRIKAT
UNION, PREFABRICATE
BOCCHETTONE, PREFABBRICATI
VERSCHRAUBUNG, VORFABRIZIERET**


Dim. mm	velikost	koda	a	s			
15	1/2" Č	KA10580103	88	41	70	10	0,261
15	1/2" P	KA10585103	88	41	70	10	0,269
20	3/4" Č	KA10580104	96	46	50	10	0,337
20	3/4" P	KA10585104	96	46	50	10	0,347
25	1" Č	KA10580105	106	55	30	10	0,474
25	1" P	KA10585105	106	55	30	10	0,489
32	1 1/4" Č	KA10580206	118	70	20		0,801
32	1 1/4" P	KA10585206	118	70	20		0,826
40	1 1/2" Č	KA10580207	122	75	18		0,876
40	1 1/2" P	KA10585207	122	75	18		0,903
50	2" Č	KA10580208	155	90	10		1,441
50	2" P	KA10585208	155	90	10		1,486
65	2 1/2" Č	KA10580209	170	105	6		2,493
65	2 1/2" P	KA10585209	170	105	6		2,580
80	3" Č	KA10580210	170	130	4		3,254
80	3" P	KA10585210	170	130	4		3,355




ART.822


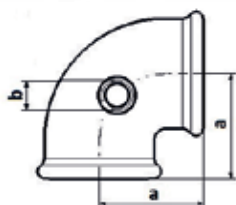
SPOJKA, PREFABRIKAT ZUNAJNI NAVOJ
UNION, PREFABRICATE
BOCCHETTONE, PREFABBRICATI
VERSCHRAUBUNG, VORFABRIZIERET

Dim. mm	velikost	koda	a	s			
20	3/4" Č	KA10850104	96	46	70	10	0,271
20	3/4" P	KA10855104	96	46	70	10	0,280
25	1" Č	KA10850105	106	55	40	10	0,397
25	1" P	KA10855105	106	55	40	10	0,410

ART.900


SPOJKA ZA PVC CEVI
NIPPLE FOR PLASTIC TUBES
NIPPLI PER TUBI IN PLASTICA
NIPPEL FUER PLASTIC ROEHRE

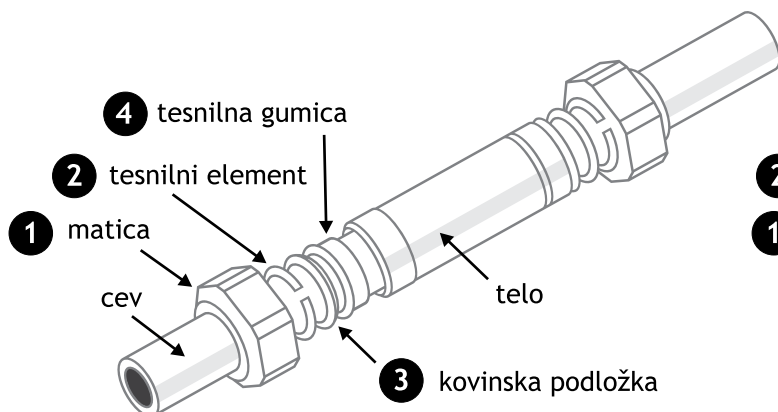
Dim. mm	velikost	koda	a	d			
15	1/2" Č	KA10600103	45	20	300	10	0,086
15	1/2" P	KA10605103	45	20	300	10	0,089
20	3/4" Č	KA10600104	55	25	180	10	0,130
20	3/4" P	KA10605104	55	25	180	10	0,127
25	1" Č	KA10600105	65	32	100	10	0,189
25	1" P	KA10605105	65	32	100	10	0,195
32	1 1/4" Č	KA10600206	75	40	70		0,298
32	1 1/4" P	KA10605206	75	40	70		0,307
40	1 1/2" Č	KA10600207	80	50	50		0,372
40	1 1/2" P	KA10605207	80	50	50		0,383
50	2" Č	KA10600208	100	63	25		0,669
50	2" P	KA10605208	100	63	25		0,690

ART.90 1"


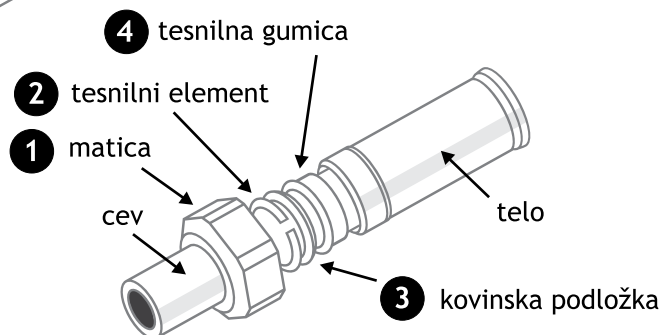
KOLENO Z NASTAVKOM
ELBOW
GOMITO
WINKEL

Dim. mm	velikost	koda	a	b			
25	1" Č	KA10210105NAST	38	G1/8"	80	10	0,240

ART.620
ISO U1



ART.621
ISO U1



Navodilo za montažo hitro spojnih fittingov z vzmetnimi obroči

Na kovinsko cev, ki mora biti na mestu spoja čvrsta in gladka, natakneмо sestavne elemente v sledečem vrstnem redu in orientaciji:

- 1.) matica z navojem v smeri telesa
- 2.) vzmetni obroč
- 3.) kovinska podložka
- 4.) tesnilo s koničnim delom v smeri telesa

Cev nastavimo v telo tako, da je dolžina vstavljene cevi enaka najmanj njenemu premeru, nato v telo vtisnemo še tesnilo. Matico skupaj s podložko in vzmetnim obročem najprej privijemo z roko, nato pa s ključem do končnega položaja.

Montage für schnelle Schelle mit Gummiband

Auf stählernen auf Folgende Reihenfolge und Orientierung:

- 1.) Mutter mit Faden, der zum Schelle Körper
- 2.) Gummiband geleitet wird, verbident
- 3.) Metall kligent
- 4.) Koniche Gummiunterlegscheibe mit Kegel, der zum Körper geleitet wird

Zuerst einfügt das Rohr in den Körper. Nehmen Sie Sorge, die die eingefügte. Länge Mindest der Rohrdurchmesser ist, als beeindruckt die konische Gummiunterlegscheibe. Mutter mit dem Metallring und das Gummiband erst Schraube mit der Hand, als mit dem Schraubenschlüssel zur endgültigen Position.

Assebmly instruction for fast unions with elastic band

On steel tube, which sholud be clean and smooth, put the elements on following order orientation:

- 1.) Nut with thread directed to the union body
- 2.) elastic band
- 3.) metal ring
- 4.) conical rubber washer with cone directed to the body

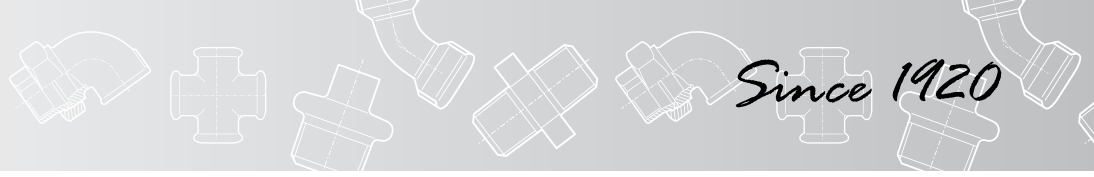
First insert the tube into the body. Take care that inserted length is minimum the rubber diameter, than impress the conical rubber washer. Nut with the metal ring and elastic band firstly screw by hand, than with the wrench to the final position.

Istruzioni per montaggio di bocchettoni rapidi con anello elastico

Collocare gli elementi sul tubo d'acciaio (pulito e levigato) nel seguente ordine e orientazione:

- 1.) Dado con filetto orientato verso il corpo del bocchettone
- 2.) Anello elastico
- 3.) Rondella
- 4.) Guarnizione conica; la parte conica orientata verso il corpo

Prima inserire il tubo nel corpo. La lunghezza del tubo inserito deve essere uguale, almeno, al suo diametro. Piantare la guarnizione sul corpo. Avvitare a mano il dado con rondella e anello elastico. Completare l'avvitamento com chiave fino a posizione finale.





Livarna Titan, d.o.o.
Kovinarska cesta 28
SI-1241 Kamnik
tel.: +386 (0)1 83 09 247
www.livarna-titan.eu
info@livarna-titan.eu

Prodaja/Sales:
tel.: +386 (0)1 83 09 247
+386 (0)1 83 09 218
+386 (0)1 83 09 239
+386 (0)1 83 09 354

Nabava/Purchase:
tel.: +386 (0)1 83 09 360
+386 (0)1 83 09 255